



### Product Group

Pinhole filler

### Characteristics



Product  
Information

- Single component high solids compound designed to fill pinholes in glass laminates and pores of open grained woods prior to finishing with epoxy or polyurethane coatings.
- Combines chlorinated resins with selected filler pigments and is packaged in ready to use form.
- Resin content is compatible with most epoxy and polyurethane surfacers and topcoats, and reacts with the applied coating to tightly bind filler particles.

### Components



Single  
component

28C1

### Specifications



Qualified Product  
List

Bell Helicopter	299-947-144
Boeing	BAC 5837
Boeing Long Beach	DPM 6432, Composition C
EADS (CASA)	Z-12.204/BAC 5837
Hamilton Sunstrand	HS 798
Lockheed Martin	G37.5350
McDonnell Douglas Helicopter	MDM 15-095
Northrop Grumman	GC146AR

The complete AkzoNobel Aerospace Coatings qualified product list (QPL) can be found at: [www.akzonobel.com/aerospace](http://www.akzonobel.com/aerospace)

### Surface Conditions



Cleaning

Surface pretreatment is an essential part of the painting process.

#### Laminates

Scuff sand with 220 grit or finer sandpaper. Clean thoroughly with a non-residual solvent. Use clean rags. Allow to dry.

#### Wood

Clean thoroughly and sand lightly.



### Instruction for Use



Initial Viscosity  
(25°C/77°F)

Paste consistency



Dry Film  
Thickness  
(DFT)

49.6 g/m<sup>2</sup> at 25.4 microns  
.0102 lbs/ft<sup>2</sup> at 1 mil

### Application Recommendations



Conditions

Temperature: 15 – 35°C  
59 – 95°F  
Relative Humidity: 35 – 75%



Note

The quality of the application of all coatings will be influenced by the equipment chosen and the temperature, humidity, and air flow of the coatings application area. When applying the product for the first time, it is recommended that test panels be prepared in order to optimize the performance and appearance of the coating.



Equipment

Apply using a clean rag



Number of coats

#### Laminates

Apply filler by wipe on method using clean rags. Rub into surface by circular motion and allow to stand until residue turns white. Then wipe clean and allow to stand two hours before applying primer, primer surfacer or topcoat.

#### Wood

Apply filler by wipe on method using clean rags. Rub into surface by circular motion and allow to stand, until residue turns white. Remove residue by wiping across the grain only.






### Physical Properties



Theoretical  
Coverage

21.5 m<sup>2</sup> per liter ready to apply at 25.4 µm dry film thickness  
877 ft<sup>2</sup> per US gallon ready to apply at 1 mil dry film thickness



	Dry Film Weight	49.6 g/m <sup>2</sup> at 25.4 microns .0102 lbs/ft <sup>2</sup> at 1 mil
	Volatile Organic Compounds	Max 360 g/l Max. 3.0 lb/gal
	Color	Dries White
	Flash-point	28C1 <span style="float: right;">61°C / 142°F</span>
	Storage	Store the product dry and at a temperature between 5 and 38°C / 40 and 100°F per AkzoNobel Aerospace Coatings specification. Store in the original unopened containers. Storage temperature may vary per OEM specification requirements. Refer to container label for specific storage life information.
	Shelf life 5 - 38°C (40 - 100°F)	24 months per AkzoNobel Aerospace Coatings commercial specification. Shelf life may vary due to OEM specification requirements. Refer to container label for specific shelf life information.

**Safety Precautions**

Comply with all local safety, disposal and transportation regulations. Check the Material Safety Data Sheet (MSDS) and label of the individual products carefully before using the products. The MSDSs are available on request.

**Issue date: November 2010 (supersedes September 2009) - FOR PROFESSIONAL USE ONLY**

**IMPORTANT NOTE** The information in this data sheet is not intended to be exhaustive and is based on the present state of our knowledge and on current laws: any person using the product for any purpose other than that specifically recommended in the technical data sheet without first obtaining written confirmation from us as to the suitability of the product for the intended purpose does so at his own risk. It is always the responsibility of the user to take all necessary steps to fulfill the demands set out in the local rules and legislation. Always read the Material Data Sheet and the Technical Data Sheet for this product if available. All advice we give or any statement made about the product by us (whether in this data sheet or otherwise) is correct to the best of our knowledge but we have no control over the quality or the condition of the substrate or the many factors affecting the use and application of the product. Therefore, unless we specifically agree in writing otherwise, we do not accept any liability whatsoever for the performance of the product or for any loss or damage arising out of the use of the product. All products supplied and technical advice given is subject to our standard terms and conditions of sale. You should request a copy of this document and review it carefully. The information contained in this data sheet is subject to modification from time to time in the light of experience and our policy of continuous development. It is the user's responsibility to verify that this data sheet is current prior to using the product.

Brand names mentioned in this data sheet are trademarks of or are licensed to AkzoNobel.